

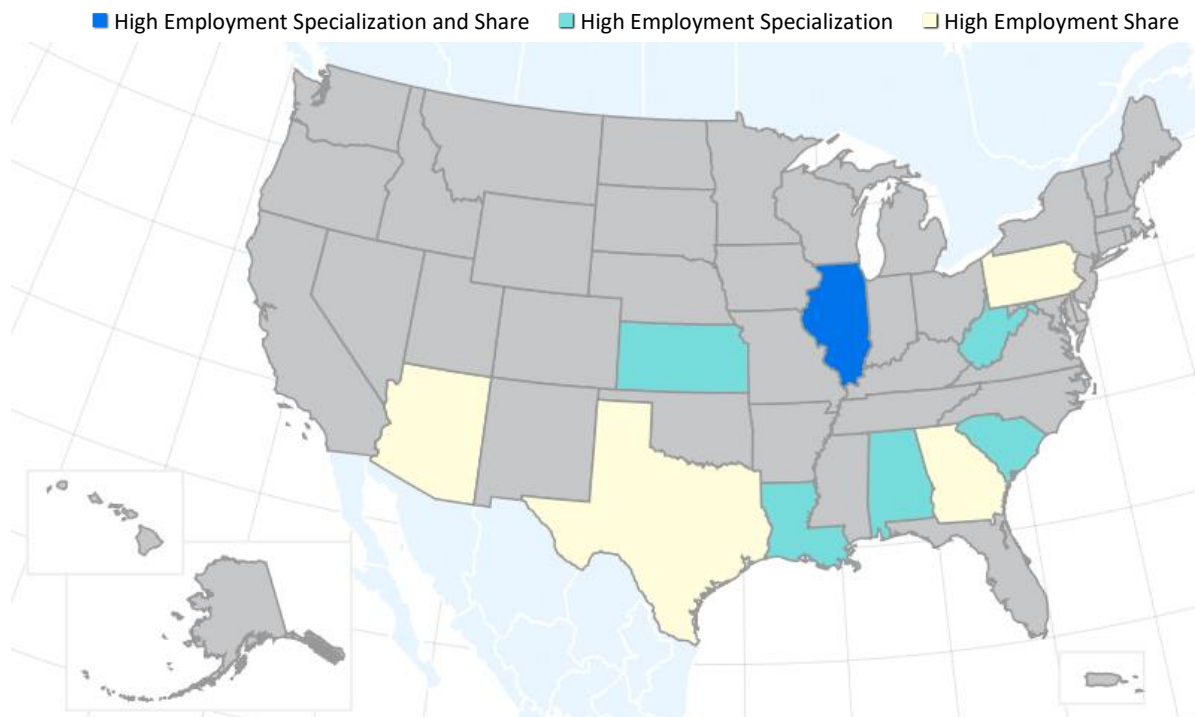
U.S. Industry Report

Electric Power Generation and Transmission Cluster

The Electric Power Generation and Transmission cluster represents the following subclusters: Fossil Fuel Electric Power, Alternative Electric Power, and Electric Power Transmission. This cluster includes industries ranging from Nuclear Electric Power Generation (NAICS 221113) to Electric Bulk Power Transmission and Control (NAICS 221121). As of 2016, there are **3,236 establishments** across the United States that employ **160,682 professionals**, earning an **average annual wage of \$115,736**. Within this cluster, Illinois offers high employment specialization *and* share.

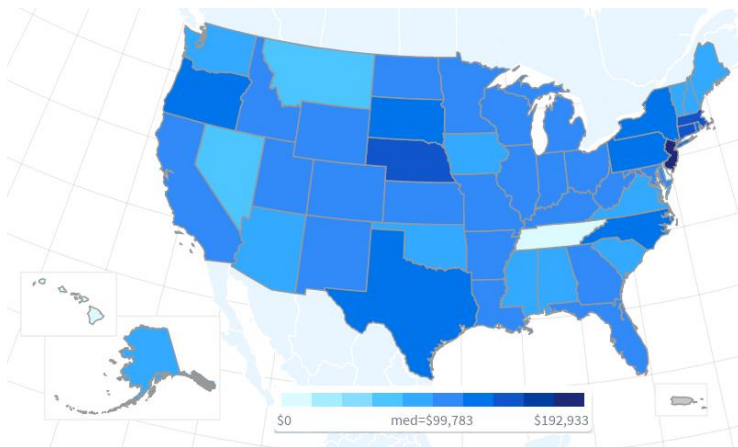


Top States by Specialization & Share



Source: *U.S. Cluster Mapping Project*

2016 Average Annual Cluster Wages

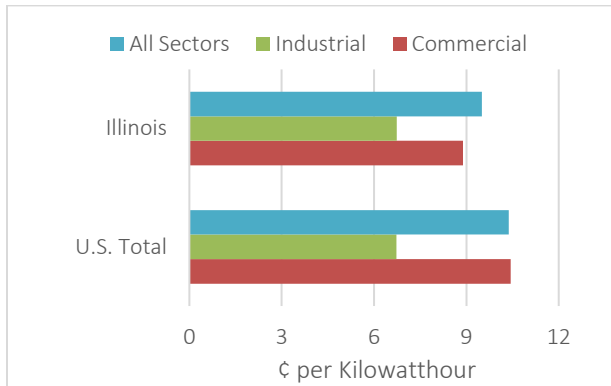


USA \$115,736

IL \$100,369

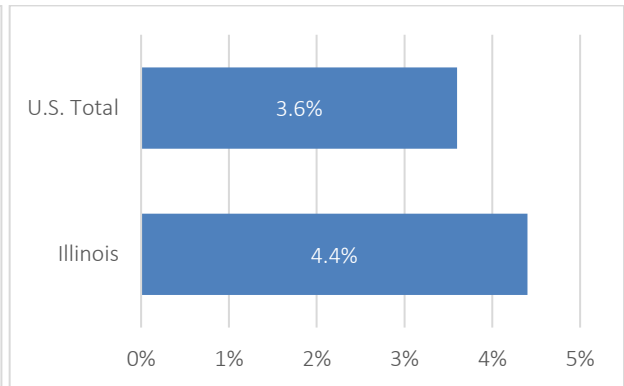
Source: *U.S. Cluster Mapping Project*

Energy Costs (March 2019)



Source: *Energy Information Administration, Electric Power Monthly*

Unemployment Rates (April 2019)



Source: *Bureau of Labor Statistics*

State Cluster Trends (2011-2016)

| | | | | | |
|---------------------------|---------|------------|----------|-----------|------------|
| Highest % ↑ in Employment | ARIZONA | WASHINGTON | NEBRASKA | TENNESSEE | NEW JERSEY |
| | 63% | 33% | 18% | 13% | 11% |
| 2016 Employment | 7,790 | 4,028 | 180 | 150 | 5,396 |

| | | | | | |
|-------------------------|----------------|------------|-------|-----------|----------|
| Most New Establishments | NORTH CAROLINA | CALIFORNIA | TEXAS | WISCONSIN | ILLINOIS |
| | +72 | +57 | +56 | +39 | +28 |
| 2016 Establishments | 135 | 260 | 285 | 99 | 114 |

| | | | | | |
|--------------------------------|---------|---------|------------|-----------|------------|
| Highest ↑ in Location Quotient | ARIZONA | WYOMING | WASHINGTON | LOUISIANA | NEW JERSEY |
| | +2.72 | +2.47 | +0.89 | +0.63 | +0.56 |
| 2016 LQ | 2.97 | 5.29 | 1.21 | 2.69 | 1.27 |

Source: *U.S. Cluster Mapping Project*

Definitions

Cluster – A cluster is a regional concentration of related industries that arise out of the various types of linkages or externalities that span across industries in a particular location.

Establishment – An establishment is a single physical location at which business is conducted or services or industrial operations are performed. It is not necessarily identical with a company or enterprise, which may consist of one or more establishments. When two or more activities are carried on at a single location under a single ownership, all activities generally are grouped together as a single establishment.

Location Quotient – A location quotient greater than 1 indicates a higher than average cluster concentration in a location.

NAICS – The North American Industry Classification System is the standard used by Federal statistical agencies in classifying business establishments for the purpose of collecting, analyzing, and publishing statistical data related to the U.S. business economy.

High Employment Share – States with high employment *share* rank among the top 10 percent of states with employment information by number of employees in an industry.

High Employment Specialization – States with high employment *specialization* have a location quotient ranking among the top 25 percent of states with employment information for an industry.

U.S. States and Territories



Contact [SelectUSA](https://selectusa.gov) for more information.